



SECOND CHANCE NEWS

What's News:

Congratulations to the Shamokin Stogies and the Colonel on winning their 2nd straight, and 3rd overall SCL Championship, joining the Pines as the only 3 time Champs. The American League has won 10 of the 16 SCL World Series.

I am formerly asking Joe Clark and Dave Nemeč to take some time off from dominating the American League and the SCL. Rest on your laurels, take some “me” time to catch up on your reading. Drink heavily, do volunteer work, climb Mt. Everest, take up stamp collecting. Just forget about historical baseball sims for awhile. I think all the other Gms, (mostly Mike Murphy-Kenmore Miners) agree with me. It's the right thing to do.

In the last newsletter I correctly predicted that the Pines would get the 1st pick in the Ping Pong lottery. I apologize for that. Sometimes I forget the power that I wield. I also predicted all 6 Playoff teams in my 1925 Preview, with the Crimson Tide steam rolling the Skeeters in the World Series. Unfortunately the Dave Nemeč led Stogies didn't get the memo.

Some website stuff you might be missing:

- On the home page you'll see a Logo of the current SCL Champion. The caption is a link to a Championship team photo.
- On the Team Pages page, if you click on each teams logo it will take you to that teams history. It includes a list of each season's All-Stars and a picture of the team MVP, either GM submitted or Commissioner choice. Each listed seasonal Champion has a link to a team picture.
- The Hall of Fame link features all the SCL players that have been inducted into the SCL Hall Of Fame.
- The Newsletter link has an archive of all the Newsletters. (The good, the bad and the stupid)
- The Seasons' link breaks down every SCL season. It includes the All-Star game, Playoffs, team stats, league leaders, and post season awards.
- The Career leaders link lists the top 20 in each career stat.
- The In Memoriam link has over 60 mini-bios of SCL players that have passed during our SCL journey.

If you happen to come across a bad link or “page not found” let me know.



SCL Champion Shamokin Stogies




Records and Milestones:

- Cool Papa Bell (Skeeters) broke the SCL record for runs scored in a season with 179, previously held by Babe Ruth (Pines/159 in 1923) Oscar Charleston (Crimson Tide) 176, and Turkey Stearnes (Robins) 165, blew by that mark as well.
- Oscar Charleston this season's Honus Wagner Award winner had a record 35 game hitting streak and became the 1st 40/40 player in the League.
- Custer's Crimson Tide scored a record 1042 runs breaking the Stogies' record of 990 set in 1921. The Gashouse Gorillas also topped the 1000 mark with 1016 runs scored this season.
- The Crimson Tide also set a record with their .375 OB%, previously held by the Georgia Pines' .368 OB% in 1921.
- The ArkLaTex Robins had 1766 hits topping the record held by the 1922 Kenmore Miners of 1753 hits.
- The Cooperstown Giants' pitching staff put up a League record 5.95 team ERA, previously held by the 1921 Giants 5.56 ERA.

LOOKING FORWARD:

- Walter Johnson (Warbirds) will reach 300 SCL wins with his 3rd victory in 1926.
- Tris Speaker (Caterpillars) needs 7 hits and Eddie Collins (Storm) needs just 1 to reach 3000 hits.
- Ty Cobb (Crimson Tide) needs 67 runs scored to reach 1800.
- Tris Speaker (Caterpillars) has a chance to reach 1500 rbi. He sits at 1413.





The Crimson Tide Run Wild :

4/10/1925, CCT25-GHG25, Yankee Stadium

	1	2	3	4	5	6	7	8	9	R	H	E	LOB	DP
1925 Crimson Tide	0	2	2	2	0	0	1	4	0	11	12	2	6	0
1925 Gorillas	0	0	1	7	0	0	4	0	x	12	15	2	8	1

Crimson Tide	AB	R	H	BI	AVG	Gorillas	AB	R	H	BI	AVG
Frisch	2b 5	1	1	2	.333	Wilson, J	1b 5	1	1	1	.480
Lundy	ss 4	2	1	0	.300	Scales	ss 4	2	4	1	.333
Charleston	cf 2	3	2	3	.625	Williams,K	lf 5	2	3	3	.231
Creacy	3b 5	0	2	3	.318	Harper	rf 5	1	2	2	.259
Cobb	rf 5	1	1	0	.333	Ryan	p 0	0	0	0	.500
Spearman	c 4	1	1	1	.444	Couch	p 0	0	0	0	.000
Redding	p 0	0	0	0	.000	Russell	cf 4	1	1	0	.364
Levsen	p 0	0	0	0	.000	Dykes	3b 4	1	1	2	.333
Lee,C	ph 1	0	1	0	.667	Smith, C	2b 2	0	0	0	.235
Southworth	lf 2	0	0	1	.200	Holloway	p 0	0	0	0	.000
Welsh,J	ph 1	0	0	0	.250	Burrus	ph 1	1	1	0	.500
Hudspeth	1b 5	1	2	0	.286	Cox	rf 1	0	0	0	.250
Strong	p 1	1	1	0	1.000	Johnson, B	c 5	2	1	1	.167
Hoyt	p 1	0	0	0	.000	Britt	p 2	0	0	0	.000
Warwick	c 0	0	0	0	.000	Dihigo	2b 2	1	1	2	.222
Barrett,Bi	ph 1	1	0	0	.417		40	12	15	12	
Schalk	c 0	0	0	0	.222						
	37	11	12	10							

Crimson Tide	INN	H	R	ER	BB	K	PCH	STR	ERA	
Strong	L 0-1	3.2	8	8	8	3	1	92	50	14.73
Hoyt		2.1	3	0	0	1	1	44	26	5.06
Redding		0.1	3	4	2	0	0	18	10	4.91
Levsen		1.2	1	0	0	0	0	20	12	0.00
		8.0	15	12	10	4	2	174	98	

Gorillas	INN	H	R	ER	BB	K	PCH	STR	ERA	
Britt		4.2	6	6	4	4	0	81	39	9.64
Holloway	W 1-0	2.1	2	1	1	0	0	33	22	2.08
Ryan		0.2	3	4	4	1	0	23	10	15.88
Couch	S 1	1.1	1	0	0	0	0	13	9	1.69
		9.0	12	11	9	5	0	150	80	

CCT: Warwick inserted at c in the 7th
 Barrett,Bi batted for Warwick in the 8th
 Schalk inserted at c in the 8th
 Lee,C batted for Levsen in the 9th
 Welsh,J batted for Southworth in the 9th
 GHG: Dihigo inserted at 2b in the 5th
 Burrus batted for Holloway in the 7th
 Cox inserted at rf in the 8th


E-Frisch, Hudspeth, Smith, C, Johnson, B. 2B-Charleston(3), Strong(2), Scales(3), Harper(4). 3B-Williams,K(1), Dihigo(1). HR-Frisch(1), Charleston(3). RBI-Frisch 2(4), Charleston 3(11), Creacy 3(4), Spearman(3), Southworth(2), Wilson, J(4), Scales(1), Williams,K 3(6), Harper 2(5), Dykes 2(4), Johnson, B(3), Dihigo 2(3). SB-Lundy 2(3), Charleston 3(3), Cobb 2(3), Spearman(1), Strong(1). K-Russell, Johnson, B. BB-Lundy, Charleston 2, Southworth, Strong, Scales, Russell, Dykes, Smith, C. SF-Charleston, Southworth.
 GWRBI: Dykes
 Temperature: 63, Sky: clear, Wind: left to right at 8 MPH.

Back in April the Gorillas beat the Crimson Tide 12-11. A typical amount of runs for the 2 highest scoring teams of the season.

Bill Johnson got the start at catcher for the Gorillas. He had an rbi single and scored 2 runs. He also had a throwing error one of his league leading 39 errors at catcher this season.


The Crimson Tide also stole 9 bases off of him including Dick Lundy's steal of home on the front end of a double steal, and one by pitcher Joe Strong, helping him reach a league leading total of 108 stolen bases allowed. And with all that, the Gorillas still managed to get the win.

Surprisingly, Johnson was not a keeper for the Gorillas.





Card of The Week:



Melvin Ott- Georgia Pines??

This is a 1933 Goudey reprint card that I have of Melvin Ott. Melvin!! What a terrible baseball name. What a terrible name. At least it can be shortened to a more forgivable, Mel.

- “Dad, I’d like to introduce you to my fiance Melvin.”
- “Sergeant Melvin will be leading you boys into battle.”
- “President Melvin will be heading up the negotiations with China and Russia.”
- “Batting 3rd for the NY Giants...Melvin”

None of these phrases will shake you with fear, or give you a warm fuzzy feeling of confidence. Except maybe the last one.

Melvin “Mel” Ott played 22 seasons with the NY Giants. In 18 of those seasons he appeared in at least 120 games. He received MVP votes in 16 of them. He finished his career hitting .304-511-1860. Not bad for a 5'-9" inch guy named Melvin.

The back of this card begins with: “The biggest siege gun for the Giants in the World Series with the Washington Senators.” A 5-9 “siege gun” That about sums up Mel Ott.

Joe Posnanski has Mel Ott listed at #32 in his *Baseball 100* book. As Posnanski explains, sometimes the ranking of a particular player doesn’t necessarily have to do with getting the ranking right, but getting the right number for the player. Joe DiMaggio is #56 (hitting streak), Tom Seaver is #41, Bob Gibson #45 and Jackie Robinson is #42, all uniform numbers of these great players. Jimmie Foxx is #33 (His Triple Crown season). So why is Ott #32? He wore #4 for most of his career. 1932 was a very good season for Ott, but not particularly noteworthy. So was Ott #32 because he was, in Posnanski mind the 32nd best player in the game, or was it an “easter egg” that I just couldn’t see? Mel Ott’s story appears between pages 508-514. Ott hit 511 Home runs in his career, the page number right smack in the middle. Did I find the “easter egg” or was it just a coincidence? I’m going to go with “easter egg.”

Posnanski points out that when Ott hit his 500th HR, not only was he the 1st National League player to do so, but the next nearest player was Chuck Klein, with 300 homers. He also makes the case that Ott may be the greatest player to never win MVP. Not too shabby for a guy named Melvin.